

描述 / Descriptions

TO-92 塑封封装 PNP 半导体三极管。Silicon PNP transistor in a TO-92 Plastic Package.

特征 / Features

P_C , I_C 大,与 3DA8050 互补。

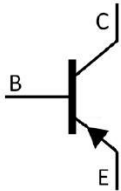
High P_C and I_C , complementary pair with 3DA8050.

用途 / Applications

用于 2W 乙类推挽功放。

2W output amplifier of portable radios in class B push-pull operation.

内部等效电路 / Equivalent Circuit



引脚排列 / Pinning



PIN1 : Base PIN 2 : Collector PIN 3 : Emitter

放大及印章代码 / h_{FE} Classifications & Marking

| h_{FE} Classifications Symbol | B | C | D |
|------------------------------------|--------|---------|---------|
| h_{FE} Range | 85~160 | 120~200 | 160~300 |

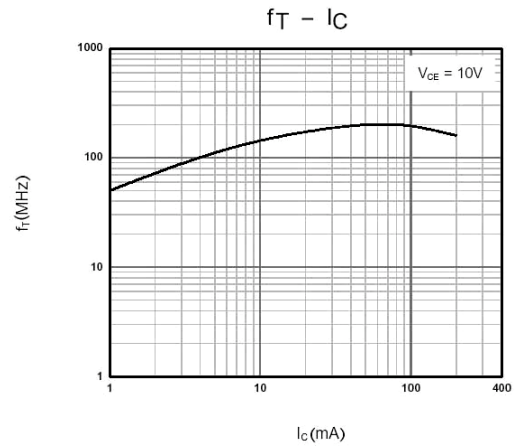
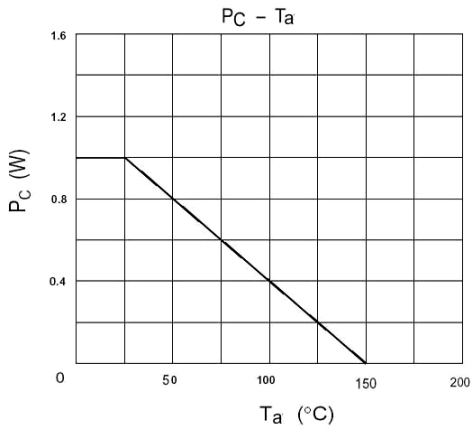
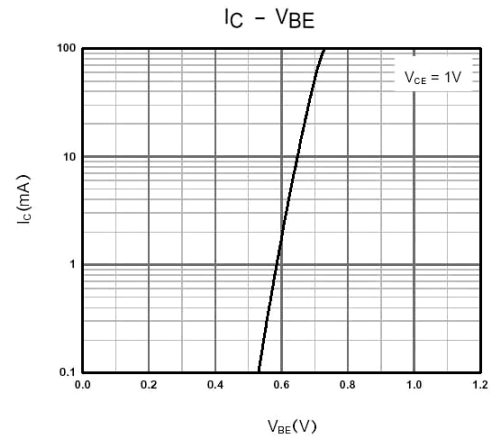
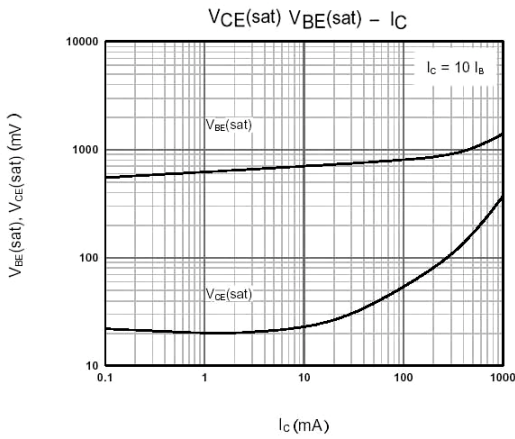
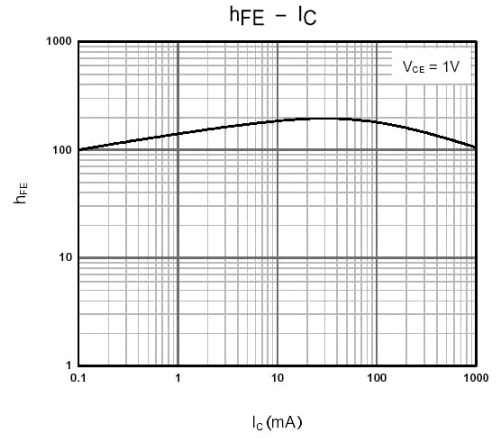
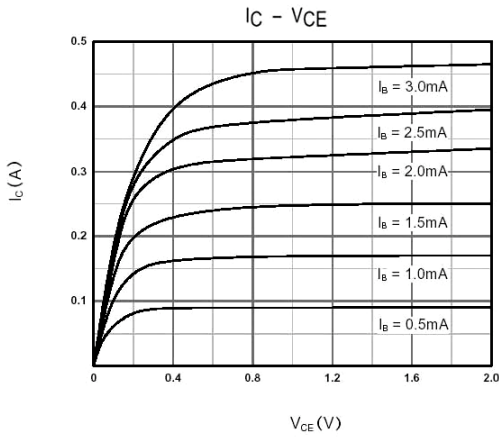
极限参数 / Absolute Maximum Ratings(Ta=25°C)

| 参数 Parameter | 符号 Symbol | 数值 Rating | 单位 Unit |
|--------------------------------|--------------|--------------|------------|
| Collector to Base Voltage | V_{CB0} | -40 | V |
| Collector to Emitter Voltage | V_{CE0} | -25 | V |
| Emitter to Base Voltage | V_{EB0} | -6.0 | V |
| Collector Current - Continuous | I_C | -1.5 | A |
| Base Current - Continuous | I_B | -0.5 | A |
| Collector Power Dissipation | P_C | 1.0 | W |
| Junction Temperature | T_j | 150 | °C |
| Storage Temperature Range | T_{stg} | -55~150 | °C |

电性能参数 / Electrical Characteristics(Ta=25°C)

| 参数 Parameter | 符号 Symbol | 测试条件 Test Conditions | 最小值 Min | 典型值 Typ | 最大值 Max | 单位 Unit |
|---|---------------|----------------------------------|------------|------------|------------|------------|
| Collector to Base Breakdown Voltage | V_{CB0} | $I_C=-0.1mA$ $I_E=0$ | -40 | | | V |
| Collector to Emitter Breakdown Voltage | V_{CE0} | $I_C=-2.0mA$ $I_B=0$ | -25 | | | V |
| Emitter to Base Breakdown Voltage | V_{EB0} | $I_E=-0.1mA$ $I_C=0$ | -6.0 | | | V |
| Collector Cut-Off Current | I_{CB0} | $V_{CB}=-35V$ $I_E=0$ | | | -0.1 | μA |
| Emitter Cut-Off Current | I_{EB0} | $V_{EB}=-6.0V$ $I_C=0$ | | | -0.1 | μA |
| DC Current Gain | $h_{FE(1)}$ | $V_{CE}=-1.0V$ $I_C=-100mA$ | 85 | | 300 | |
| | $h_{FE(2)}$ | $V_{CE}=-1.0V$ $I_C=-800mA$ | 40 | | | |
| | $h_{FE(3)}$ | $V_{CE}=-1.0V$ $I_C=-5.0mA$ | 45 | | | |
| Collector to Emitter Saturation Voltage | $V_{CE(sat)}$ | $I_C=-800mA$ $I_B=-80mA$ | | -0.28 | -0.5 | V |
| Base to Emitter Saturation Voltage | $V_{BE(sat)}$ | $I_C=-800mA$ $I_B=-80mA$ | | -0.98 | -1.2 | V |
| Base to Emitter Voltage | V_{BE} | $V_{CE}=-1.0V$ $I_C=-10mA$ | | -0.66 | -1.0 | V |
| Transition Frequency | f_T | $V_{CE}=-10V$ $I_C=-50mA$ | 100 | 200 | | MHz |
| Collector Output Capacitance | C_{ob} | $V_{CB}=-10V$ $f=1.0MHz$ $I_E=0$ | | 15 | | pF |

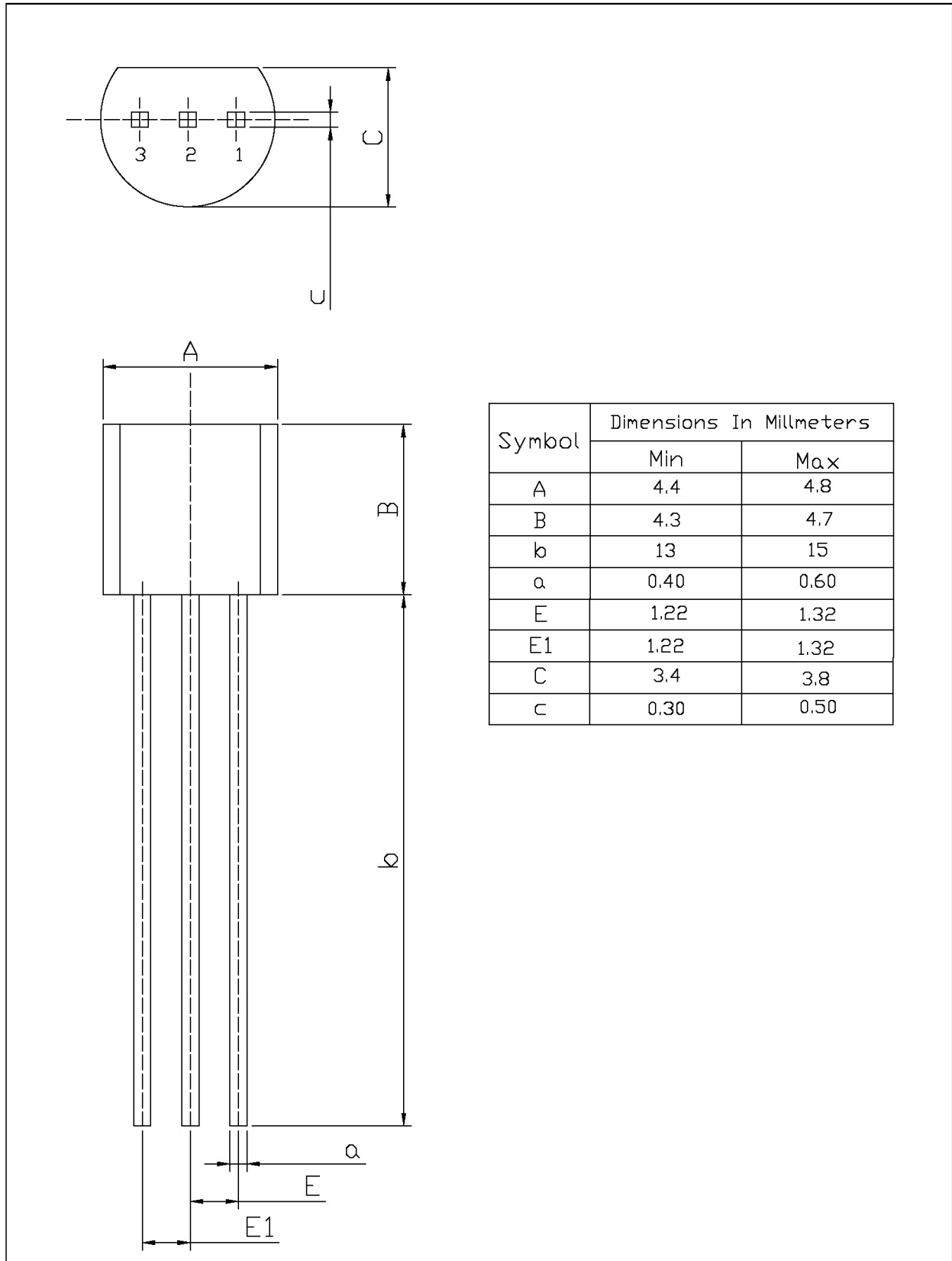
电参数曲线图 / Electrical Characteristic Curve



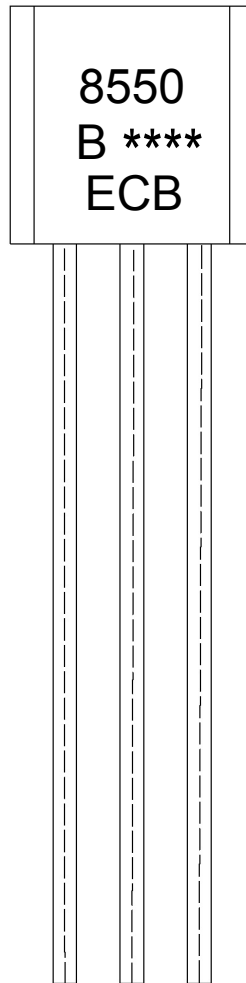
外形尺寸图 / Package Dimensions

TO-92

Unit: mm



印章说明 / Marking Instructions



说明：

8550： 为产品型号

B： 为 h_{FE} 分档代码

****： 为生产批号代码，随生产批号变化

ECB： 为引脚排列

Note:

8550: Product Type.

B: h_{FE} Classifications Symbol.

****: Lot No. Code, code change with Lot No.

ECB : Pinning

波峰焊温度曲线图(无铅) / Temperature Profile for Dip Soldering(Pb-Free)



说明：

- 1、预热温度 25 ~ 150°C，时间 60 ~ 90sec;
- 2、峰值温度 255±5°C，时间持续为 5±0.5sec;
- 3、焊接制程冷却速度为 2 ~ 10°C/sec.

Note:

- 1.Preheating:25~150°C, Time:60~90sec.
- 2.Peak Temp.:255±5°C, Duration:5±0.5sec.
3. Cooling Speed: 2~10°C/sec.

耐焊接热试验条件 / Resistance to Soldering Heat Test Conditions

温度：270±5°C

时间：10±1 sec.

Temp.:270±5°C

Time:10±1 sec

包装规格 / Packaging SPEC.

散件包装 / BULK

| Package Type 封装形式 | Units 包装数量 | | | | | Dimension 包装尺寸 (unit: mm3) | | |
|----------------------|------------------|-----------------------|------------------------|------------------------------|------------------------|----------------------------|-------------|-------------|
| | Units/Bag 只/袋 | Bags/Inner Box 袋/盒 | Units/Inner Box 只/盒 | Inner Boxes/Outer Box 盒/箱 | Units/Outer Box 只/箱 | Bag 袋 | Inner Box 盒 | Outer Box 箱 |
| TO-92 | 1,000 | 10 | 10,000 | 5 | 50,000 | 135×190 | 237×172×102 | 560×245×195 |
| | 1,000 | 10 | 10,000 | 10 | 100,000 | 135×190 | 237×172×102 | 560×245×375 |

编带包装 / AMMO

| Package Type 封装形式 | Units 包装数量 | | | | | Dimension 包装尺寸 (unit: mm3) | |
|----------------------|--------------------|------------------------|-------------------------|------------------------------|------------------------|----------------------------|-----------------------------------|
| | Units/tape 只/纸带 | Tape/Inner Box 纸带/盒 | Rows/Inner Box 纸带层/盒 | Inner Boxes/Outer Box 盒/箱 | Units/Outer Box 只/箱 | Inner Box 盒 | Outer Box 箱 |
| TO-92 | 3,000 | 1 | 120 | 10 | 30,000 | 328×230×42 | 小箱 480×346×235, 大箱 547×407×268 |

使用说明 / Notices